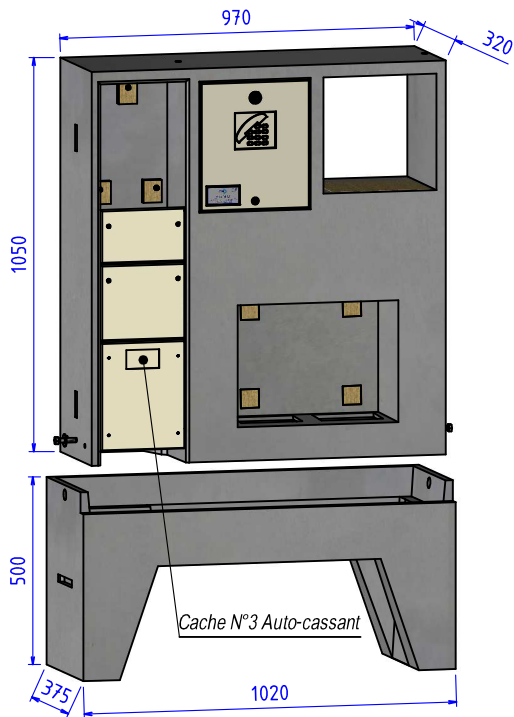
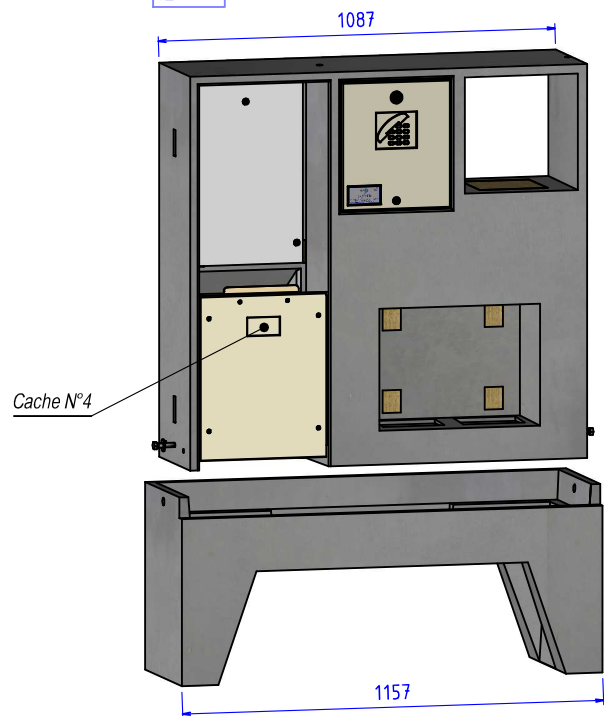


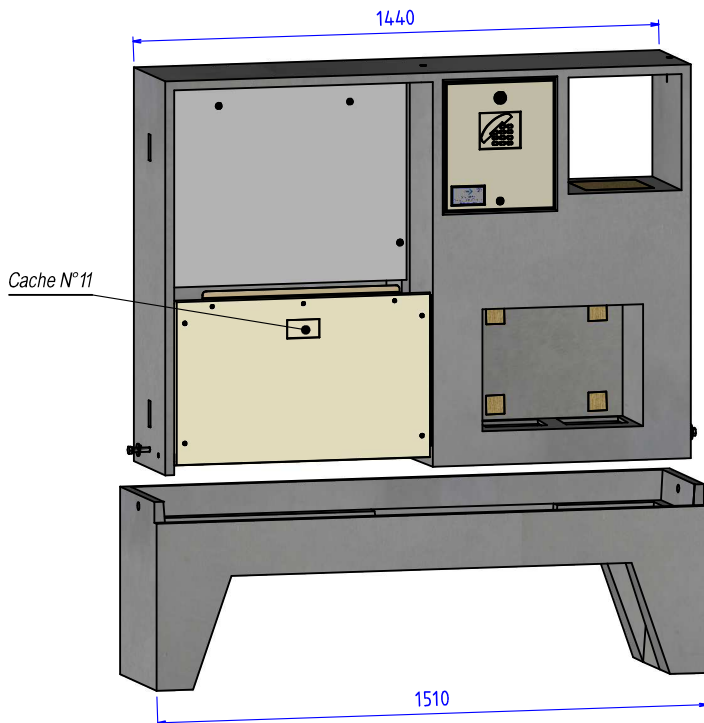
S22 - C.I.B.E



3D



6D



CODES	DESIGNATION	POIDS	NOTES	N/P
1069808	Le Catalan S22 - C.I.B.E	385 Kg	Compartiment eau type Mininter - Porte FT fournie	2
1069814	Socle S22	95 Kg	Type S22 Alpin-Gardois-Littoral-Occitan-Prado-Catalan	4
1069809	Le Catalan REM-BT 3D	408 Kg	Compartiment eau type Mininter - Porte FT fournie	2
1069818	Socle 3D	105 Kg	Type 3D Alpin-Gardois-Littoral-Occitan-Prado-Catalan	4
1069810	Le Catalan REM-BT 6D	495 Kg	Compartiment eau type Mininter - Porte FT fournie	2
1069816	Socle 6D	120 Kg	Type 6D Alpin-Gardois-Littoral-Occitan-Prado-Catalan	4